

# THE BOTTLE

**soda**stream™  
PROFESSIONAL



## **BOTTLED THE RE-USABLE DESIGNER GLASS BOTTLE**

*Unlimited quantities of Filtered,  
Chilled Still and Sparkling water*

*Instant customer gratification for  
restaurants currently serving river water*


*Continuous flow of Filtered Chilled Still  
and Sparkling water*

*High performance SODASTREAM  
Icebank system delivers high  
volumes of Chilled water at low  
temperatures*

*High performance SODASTREAM  
instant Sparkling system is set  
to emulate pre-bottled sparkling waters*

*BRITA filtration ensures peace of mind  
and guaranteed quality*

*500ml Swing - top Designer Bottles*



[www.valentemachinery.com](http://www.valentemachinery.com)

**NZ - COLLECTION** (Six Colours)




**Back of bottle**

**NZ - MAP** (Same Colour)



Design & Branding Option 2

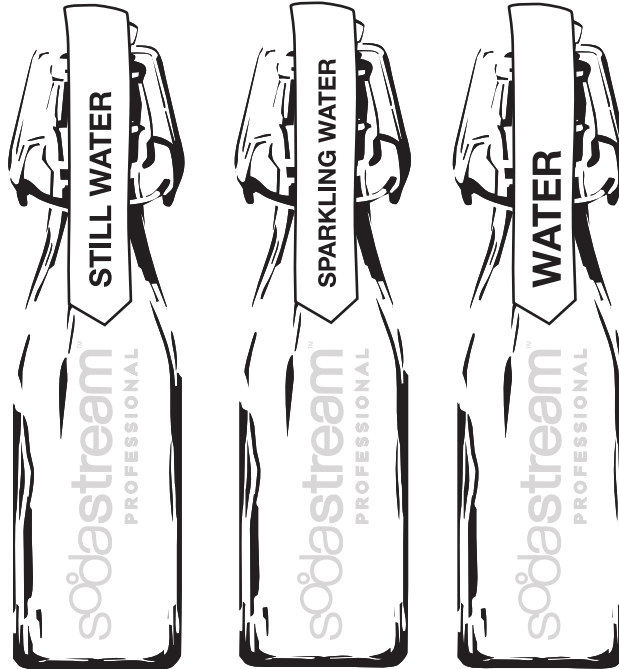


**Product - Paper Seal**  
(Self Adhesive Ends)





**Matt Etched Glass plus  
Product - Paper Seal**



**Branded Paper Seal**

